

# **FLORA**

**ASSEMBLY INSTRUCTION**

**W0UD**

OUR INSPIRATION FOR FLORA STEMS  
FROM VEGETATION AND PETALS OF  
FLOWERS. HOW THESE GROW IN  
ORGANIC AND MATHEMATICAL WAYS  
AT THE SAME TIME. WITH THIS CONCEPT,  
WE WANTED TO DEVELOP A MODULAR  
SOFA WITH ORGANIC SHAPES WITHOUT  
LOSING ITS ABILITY TO COMPOSE  
PERFECTLY. THE SUBTLE DETAIL OF THE  
UNION BETWEEN THE BACKREST AND  
THE SEAT IS THE BASE POINT FROM  
WHERE THE DESIGN GROWS.

YONOH

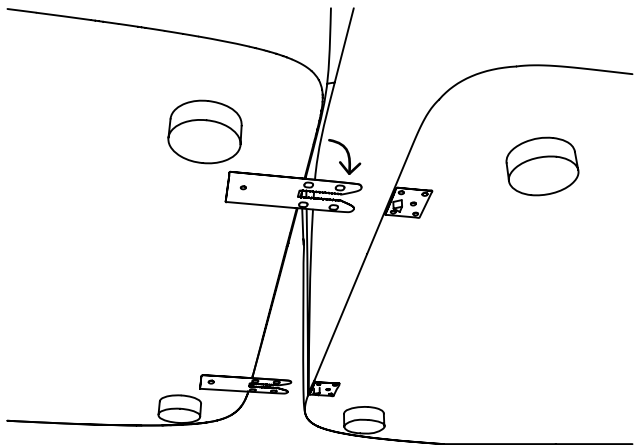
YONOH

# **ASSEMBLY INSTRUCTION**

**PLEASE GO THROUGH THE FOLLOWING  
STEPS CAREFULLY. RETAIN THIS MANUAL  
FOR FUTURE REFERENCE TO ENSURE THAT  
YOUR NEW ITEM IS CORRECTLY ASSEMBLED  
IN CASE IT SHOULD BE DISASSEMBLED OR  
MOVED. WE ARE NOT RESPONSIBLE FOR  
ANY FAULTS OR DAMAGES CAUSED BY  
NOT FOLLOWING THESE INSTRUCTIONS  
CORRECTLY.**

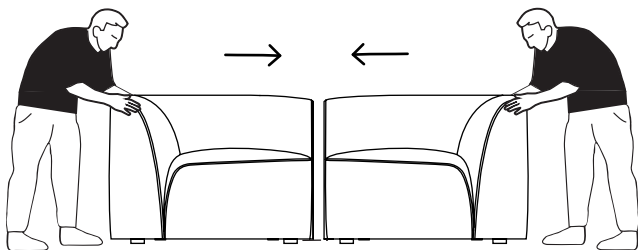
# STEP 1

PULL THE METAL SECTIONAL CONNECTORS OUT UNDER THE MODULES



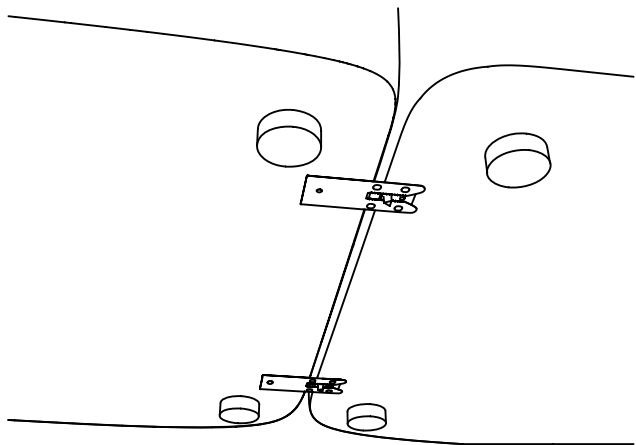
## STEP 2

PUSH THE MODULES TOWARDS EACH OTHER




## STEP 3

THE METAL CONNECTORS WILL MAKE HIGH 'CLICK' SOUNDS WHEN ATTACHED TO EACH OTHER.



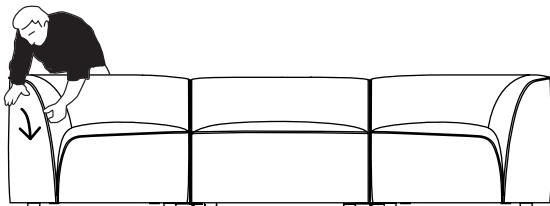


## STEP 4

TO DETACH THE MODULES FROM EACH OTHER, SIMPLY LIFT THE MODULE WITHOUT THE METAL SECTIONAL CONNECTOR UPWARDS



## STEP 5

WE RECOMMEND THAT YOU MASSAGE YOUR SOFA AS SHOWN BELOW  
TO STRETCH THE FABRIC AND AVOID COMPRESSION OF THE FOAM



DESIGNED BY  
**YONOH**